

# Wyandotte County Labor-Market Data



Regional Workforce Intelligence Network of Greater Kansas City and the Mid-America Regional Council

October 2011



## Wyandotte County, Kan., Demographics

Wyandotte County, Kan., had a population of 157,505 as of the 2010 Census. The county's population has stabilized since 2000 after decades of population loss. This stability is due mostly to the rapid growth of the more suburban western half of the county. Major retail and entertainment investments in western Wyandotte County have, and continue to, pay off.

### 2009 Population by Age

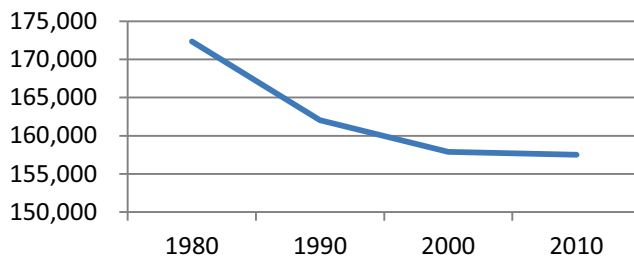
Younger than 18	43,178
18 to 34	38,272
35 to 54	40,942
55 to 64	15,384
65 and Older	16,347

### Median Household Income

Wyandotte County	\$37,959
Kansas City Metro	\$53,919
U.S.	\$51,369

Source: American Community Survey 2010

## Wyandotte County Population



Source: U.S. Census 2010

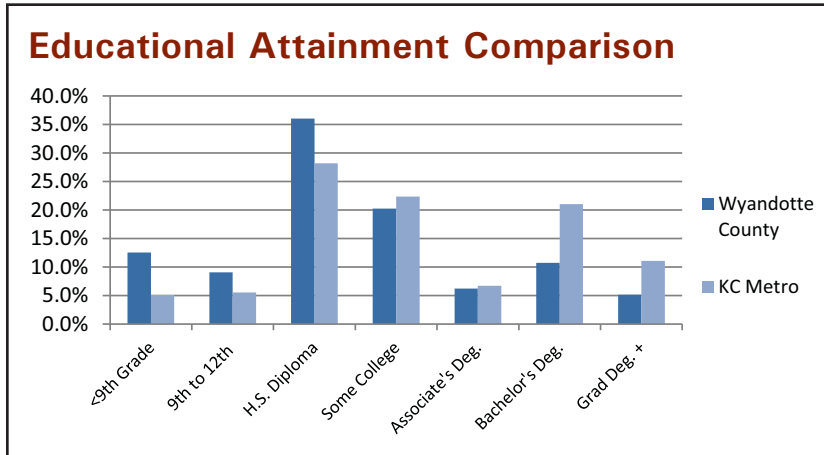
For more information on Wyandotte County, contact:

Jackie Carlson, Business Retention Director  
[jcarlson@wyedc.org](mailto:jcarlson@wyedc.org)  
[www.wyedc.org](http://www.wyedc.org)

For data on other counties in the Kansas City region, please visit [www.kcworkforce.com](http://www.kcworkforce.com).

## Educational Attainment

Compared to the Kansas City region, Wyandotte County educational attainment is lower than the overall metro with more than 50 percent of the population older than 25 having a high school education or less.



Source: American Community Survey 2007-09

### Higher Education Institutions in Wyandotte County

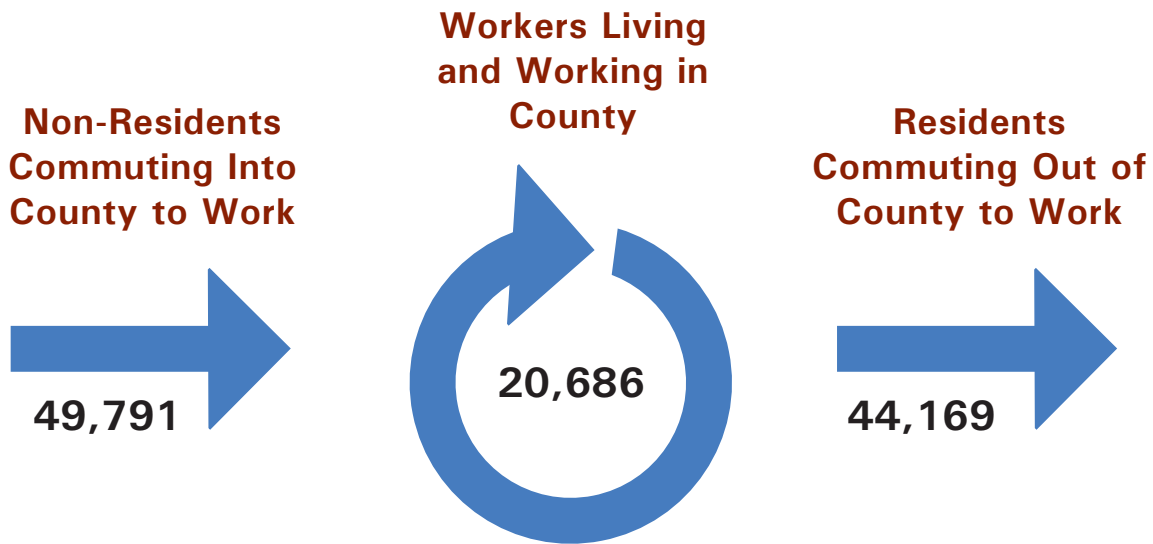
- Donnelly College
- Kansas City, Kansas, Community College
- University of Kansas Medical Center
- University of St. Mary

### Higher Education Institutions in Region

- Avila College
- Cleveland Chiropractic College
- DeVry University
- Donnelly College
- Fort Scott Community College
- Johnson County Community College
- Kansas City Art Institute
- Kansas City, Kansas, Community College
- Maplewoods Community College
- Metropolitan Community College
- MidAmerica Nazarene University
- Midwestern Baptist Theological
- Northwest Missouri State
- Park University
- Pinnacle Career Institute
- Rockhurst University
- The Technology Institute at Pittsburgh State University
- University of Kansas Medical Center
- University of Kansas, Edwards Campus
- University of Missouri Extension
- University of Missouri – Kansas City
- University of Missouri – Kansas City, Northland
- University of St. Mary
- Vatterott College
- Western Missouri University
- William Jewell College

## Workforce Commuting Patterns

Wyandotte County is a net importer of workers with 49,791 workers commuting into the county and 44,169 commuting out for work. Wyandotte County draws workers from throughout the metro, especially from Johnson and Jackson counties. Just 32 percent of employed Wyandotte County residents work in Wyandotte County. In fact, more residents work in Johnson County than Wyandotte.



### Where County Employees Live

County	Workers	Share
Wyandotte, Kan.	20,686	29.4%
Johnson, Kan.	16,642	23.6%
Jackson, Mo.	10,638	15.1%
Clay, Mo.	4,160	5.9%
Leavenworth, Kan.	3,669	5.2%
Platte, Mo.	2,304	3.3%
Sedgwick, Kan.	2,010	2.9%
Douglas, Kan.	1,332	1.9%
Shawnee, Kan.	1,054	1.5%
Cass, Mo.	937	1.3%
All Others	7,045	10.0%

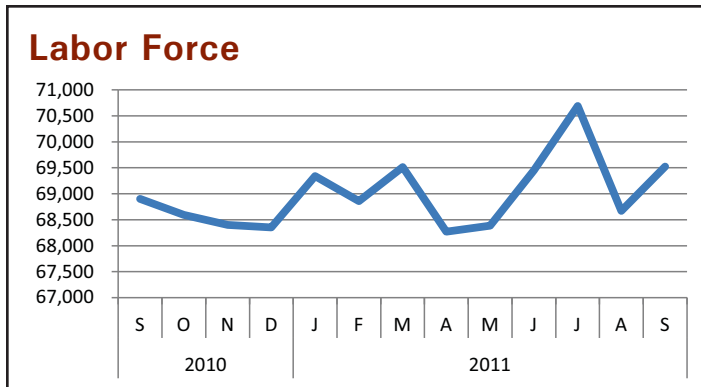
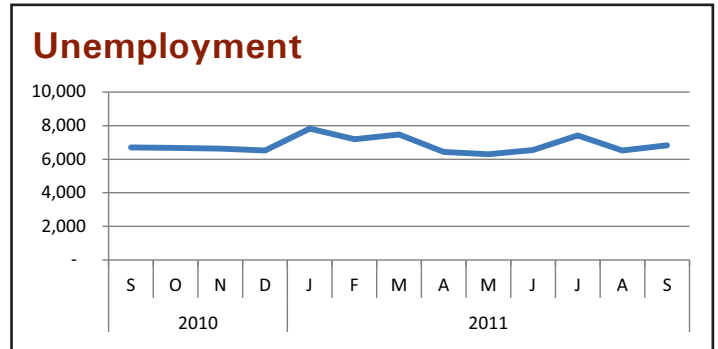
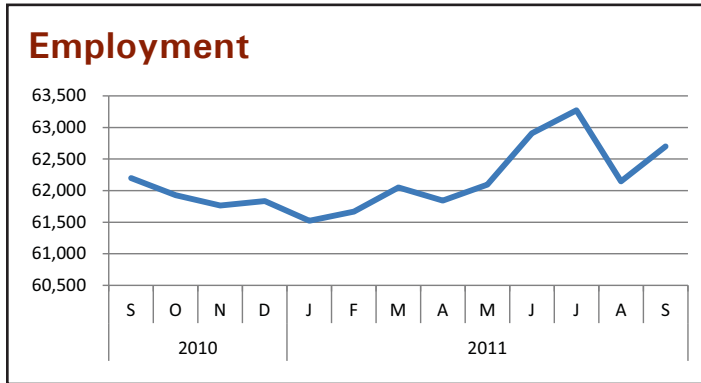
### Where County Residents Work

County	Workers	Share
Johnson, Kan.	23,499	36.2%
Wyandotte, Kan.	20,686	31.9%
Jackson, Mo.	9,307	14.4%
Clay, Mo.	1,945	3.0%
Sedgwick, Kan.	1,432	2.2%
Platte, Mo.	1,293	2.0%
Shawnee, Kan.	1,018	1.6%
Riley, Kan.	942	1.5%
Leavenworth, Kan.	810	1.2%
Douglas, Kan.	577	0.9%
All Others	3,346	5.2%

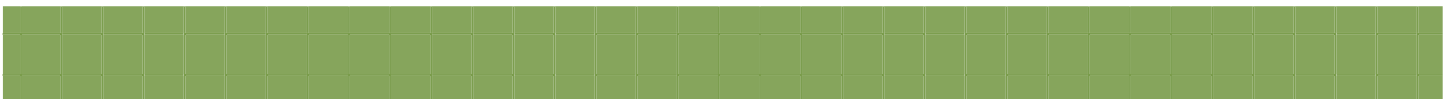
Source: Longitudinal Employer-Household Demographics 2009

## Labor Market Information

After seeing employment decline throughout most of 2010, Wyandotte County employment has been steadily increasing in 2011, except for a drop in August. The county unemployment rate is higher than the metro rate.



Source: Bureau of Labor Statistics 2011

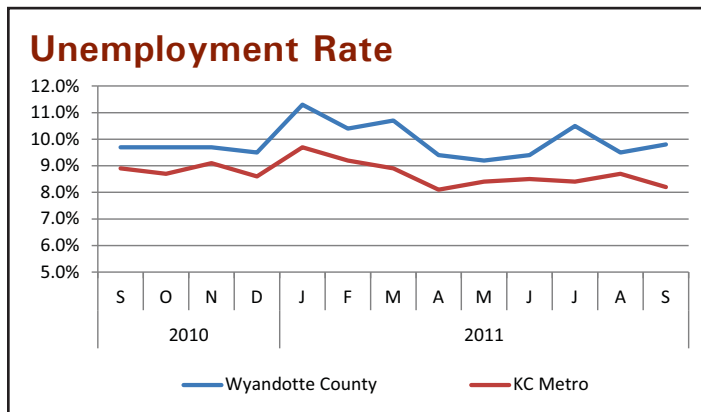


## Unemployment by Industry

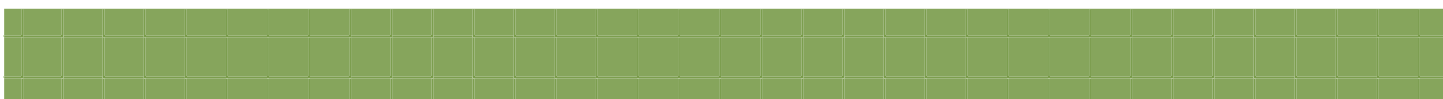
Some industries are struggling more than others. In Wyandotte County, 16 percent of the 7,506 currently unemployed are in the construction industry.

NAICS Code	Industry	Unemployed (2011)	Percent of Unemployed
23	Construction	1,169	16%
99	No Previous Work Experience/Unspecified	1,033	14%
62	Health Care and Social Assistance	813	11%
31-33	Manufacturing	746	10%
44-45	Retail Trade	694	9%
90	Government	643	9%
56	Administrative and Support and Waste Management and Remediation Services	637	8%
72	Accommodation and Food Services	452	6%
48-49	Transportation and Warehousing	445	6%
81	Other Services (except Public Administration)	359	5%

Source: Economic Modeling Specialists Inc. 2011

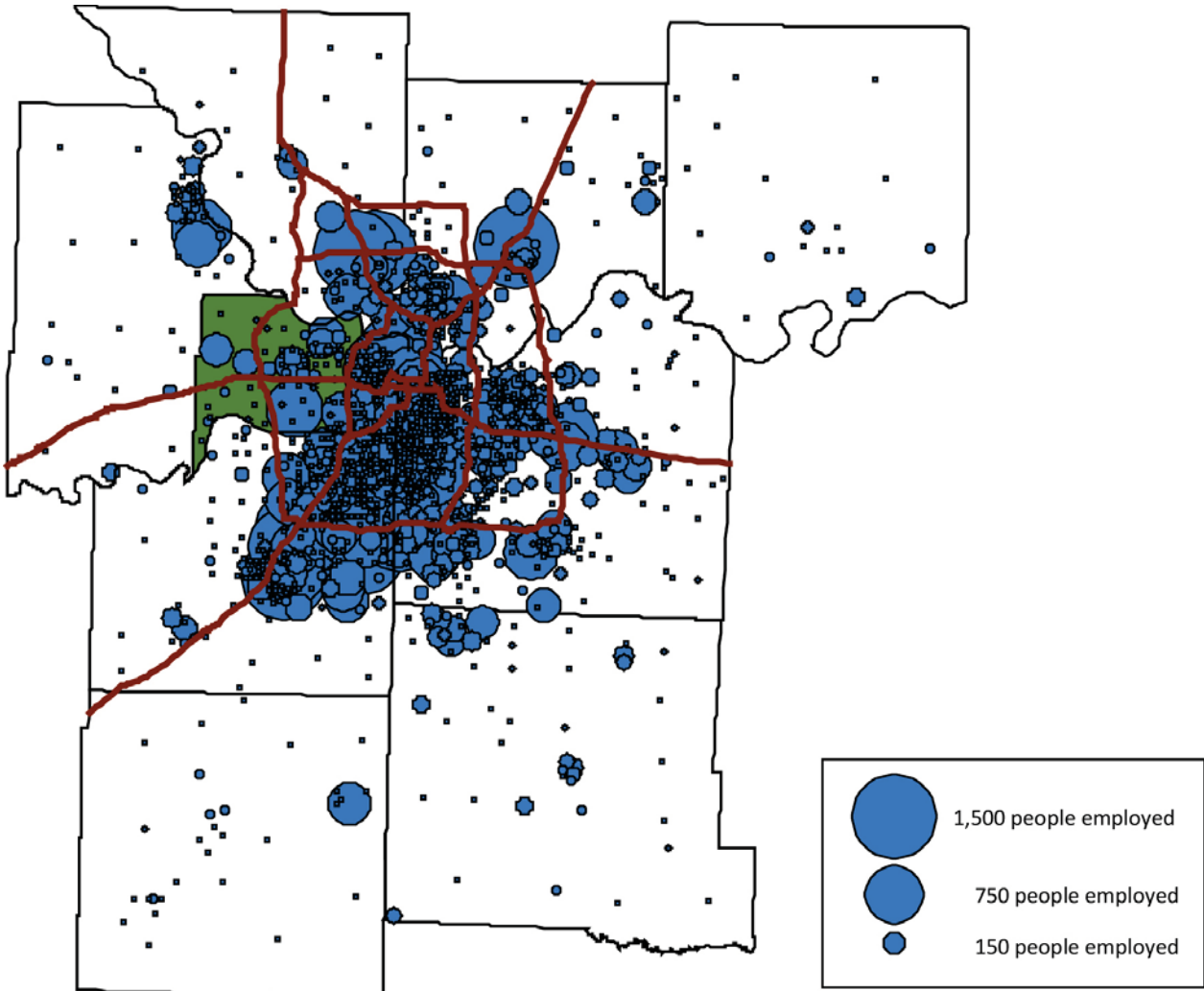


Source: Bureau of Labor Statistics 2011



## Employment Centers

This map shows where large concentrations of employers reside within the Kansas City region.



Source: *Local Employment Dynamics 2009*

### Major Employers

Western Wyandotte County has enjoyed strong growth in retail and entertainment employment over the past decade in the area around the Kansas International Speedway.

- University of Kansas Medical Center
- General Motors
- Associated Wholesale Grocers
- Deffenbaugh Industries Inc.
- Keebler Co.
- Owens Corning
- Kansas Army National Guard
- YRC
- Overnite Transportation Co.
- FEDEX Freight

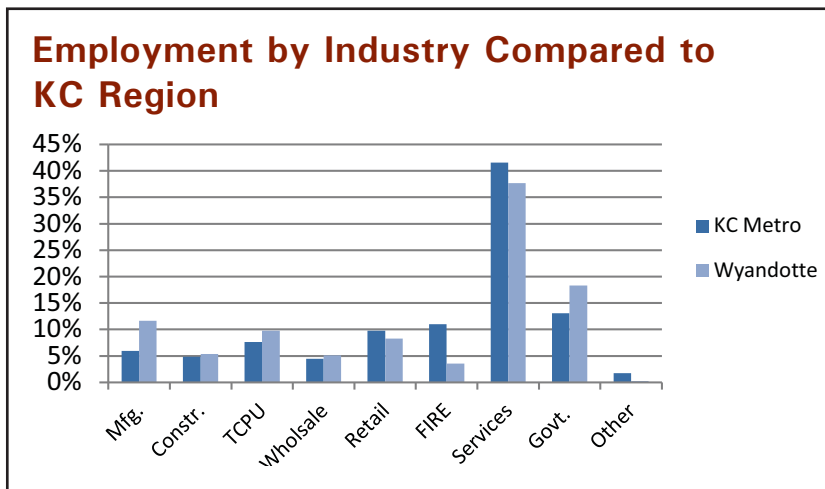
Source: *Infogroup*

## Competitive Industries

Wyandotte County's top 10 competitive industries are listed by their location quotient. A location quotient shows how the county compares in a particular sector to national numbers. A quotient of one means the county has the same percentage of its workers in that industry as the nation. A number below that means the percentage is lower than the national number, and a number greater than one means the county has a higher percentage of workers employed in that sector.

NAICS Code	Description	2006 Jobs	2011 Jobs	Change	2011 National Location Quotient	2011 Earnings
327	Nonmetallic Mineral Product Manufacturing	1,688	1,172	(516)	5.50	\$74,752
336	Transportation Equipment Manufacturing	3,443	4,124	681	5.40	\$107,902
442	Furniture and Home Furnishings Stores	1,336	1,490	154	5.36	\$37,386
484	Truck Transportation	5,073	4,438	(635)	4.35	\$58,618
562	Waste Management and Remediation Services	285	819	534	3.77	\$55,084
482	Rail Transportation	472	373	(99)	3.09	\$92,753
493	Warehousing and Storage	1,145	1,225	80	2.95	\$49,606
492	Couriers and Messengers	1,244	1,025	(219)	2.45	\$51,803
622	Hospitals	4,728	6,131	1,403	2.35	\$49,014
525	Funds, Trusts, and Other Financial Vehicles	394	486	92	2.31	\$55,257

Source: Economic Modeling Specialists Inc. 2011



TCPU: Transportation, Communication and Public Utilities. FIRE: Finance, Insurance and Real Estate.

Source: Economic Modeling Specialists Inc. 2011

## Job Posting Counts for Past 90 Days

The data below shows the most in-demand job occupations and industries for Wyandotte County. This data was compiled using WANTED Analytics on Oct. 28, 2011, for the past 90 days of job postings. The health care and social assistance industry currently shows the highest demand for occupations in Wyandotte County.

### Job Postings by Location

Wyandotte County	7,407
Kansas City	7,082
Edwardsville	178
Bonner Springs	132

### Job Postings by Top Occupations

Sales and Related Occupations	1,732
Transportation and Material Moving Occupations	647
Office and Administrative Support Occupations	637
Computer and Mathematical Occupations	598
Healthcare Practitioners and Technical Occupations	598
Management Occupations	547
Food Preparation and Serving Related Occupations	417
Architecture and Engineering Occupations	398
Installation, Maintenance and Repair Occupations	368
Business and Financial Operations Occupations	277

### Job Postings by Industry

Retail Trade	743
Accommodation and Food Services	612
Wholesale Trade	611
Professional, Scientific and Technical Services	600
Manufacturing	593
Transportation and Warehousing	478
Health Care and Social Assistance	372
Finance and Insurance	329
Administrative, Support and Waste Mgmt	322

### Top Employers with Job Postings

Papa John's  
 Sara Lee  
 The University of Kansas Hospital  
 LCCA  
 Advance America  
 Pizza Hut  
 General Motors  
 Cabela's  
 FedEx  
 Army National Guard

### Most Common Job Titles for Wyandotte County Postings

1. Sales Representative  
Average Salary Range in KC Metro Postings \$41,000–\$60,000
2. Driver  
Average Salary Range in KC Metro Postings \$35,381–\$50,000
3. Administrative Assistant  
Average Salary Range in KC Metro Postings \$32,552–\$39,187
4. Occupational Therapist  
Average Salary Range in KC Metro Postings \$74,880–83,200
5. Registered Nurse  
Average Salary Range in KC Metro Postings \$72,218–\$79,706

Source: Wanted Analytics